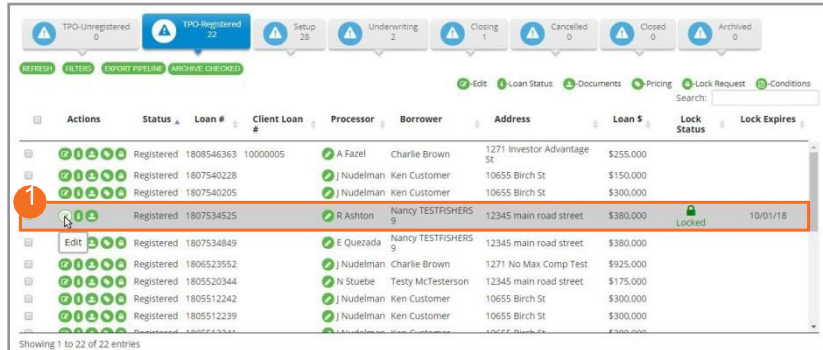


Processing an Auto Lock Extension

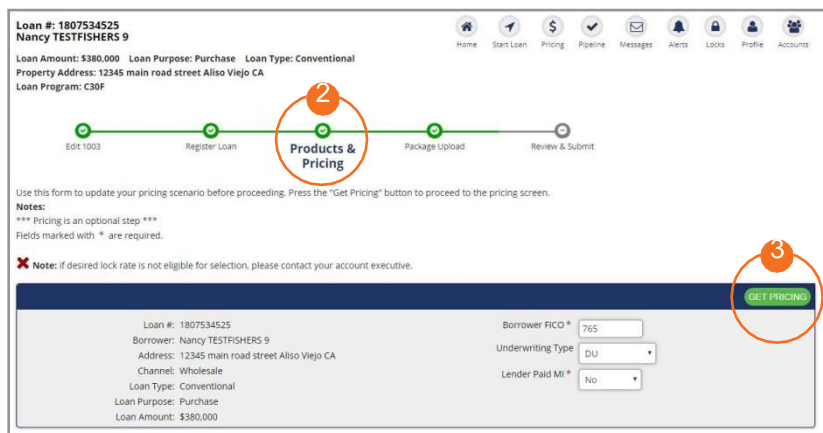


Actions	Status	Loan #	Client Loan #	Processor	Borrower	Address	Loan \$	Lock Status	Lock Expires
	Registered	1808546363	10000005	A Fazel	Charlie Brown	1271 Investor Advantage St	\$255,000		
	Registered	1807540228		J Nudelman	Ken Customer	10655 Birch St	\$150,000		
	Registered	1807540205		J Nudelman	Ken Customer	10655 Birch St	\$300,000		
	Registered	1807534525		R Ashton	Nancy TESTFISHERS	12345 main road street	\$380,000	Locked	10/01/18
	Registered	1807534849		E Quezada	Nancy TESTFISHERS	12345 main road street	\$380,000		
	Registered	1806523552		J Nudelman	Charlie Brown	1271 No Max Comp Test	\$925,000		
	Registered	1805520344		N Stuebe	Testy McTesterson	12345 main road street	\$175,000		
	Registered	1805512242		J Nudelman	Ken Customer	10655 Birch St	\$300,000		
	Registered	1805512239		J Nudelman	Ken Customer	10655 Birch St	\$300,000		

LOG INTO CorriQ
AND NAVIGATE TO YOUR PIPELINE.

Locate the locked loan to which you want to process an auto lock extension.

- 1 Click the green **EDIT** icon.
- 2 Click on **PRODUCT PRICING**.
- 3 Click on **GET PRICING**.



Loan #: 1807534525
Nancy TESTFISHERS 9

Loan Amount: \$380,000 Loan Purpose: Purchase Loan Type: Conventional
Property Address: 12345 main road street Aliso Viejo CA
Loan Program: C30F

Use this form to update your pricing scenario before proceeding. Press the "Get Pricing" button to proceed to the pricing screen.

Notes:
*** Pricing is an optional step ***
Fields marked with * are required.

Note: if desired lock rate is not eligible for selection, please contact your account executive.

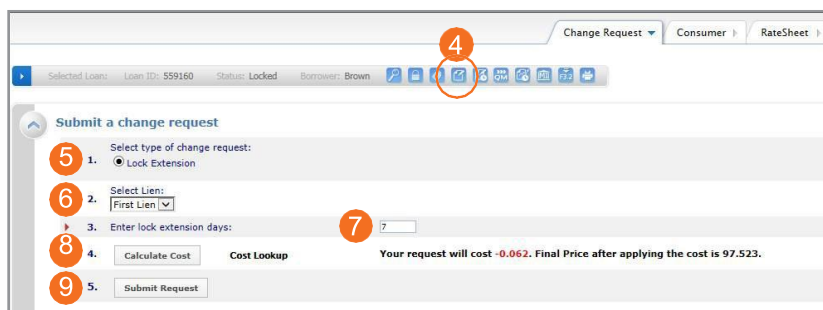
GET PRICING

Loan #: 1807534525
Borrower: Nancy TESTFISHERS 9
Address: 12345 main road street Aliso Viejo CA
Channel: Wholesale
Loan Type: Conventional
Loan Purpose: Purchase
Loan Amount: \$380,000

Borrower FICO * 765
Underwriting Type DU
Lender Paid Mil * No

YOU WILL BE DIRECTED TO
OPTIMAL BLUE.

- 4 Once in Optimal Blue, click on the **4TH BLUE BOX** at the top.
- 5 Select the **LOCK EXTENSION** radio button.
- 6 Select Lien: **FIRST LIEN**.
- 7 Enter **NUMBER OF DAYS** for extension request.
- 8 Click **CALCULATE COST** button and OB will return cost.
- 9 Click **SUBMIT REQUEST**.
- 10 Click **OK** in this window to proceed with your lock extension.
- 11 Click **OK** in this window acknowledging submission of your change request.



Change Request Consumer RateSheet

Selected Loan: Loan ID: 559160 Status: Locked Borrower: Brown

Submit a change request

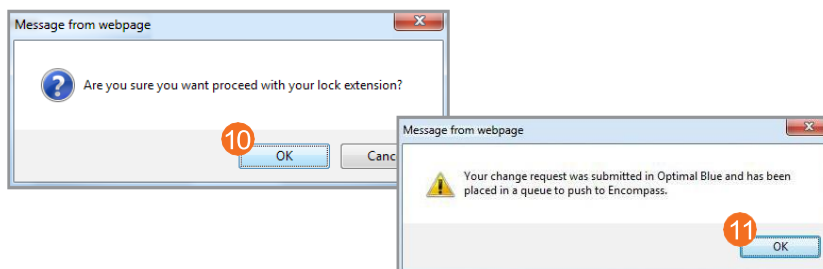
1. Select type of change request:
 Lock Extension

2. Select Lien:
First Lien

3. Enter lock extension days: 7

4. Calculate Cost Cost Lookup Your request will cost -0.062. Final Price after applying the cost is 97.523.

5. Submit Request



Message from webpage

Are you sure you want proceed with your lock extension?

Message from webpage

Your change request was submitted in Optimal Blue and has been placed in a queue to push to Encampass.

CONFIRMATION EMAIL

Lastly, you will receive an email confirming auto lock extension once the extension request has been accepted.